




# WEB & GRAPHIC DESIGN

With over 8+ years of experience, I'm a highly creative and knowledgeable graphic designer with a strong background in developing and executing visual design concepts. I have a proven track record of increasing website traffic, reducing design time, and increasing brand recognition and engagement.



↪ **A PICTURE IS  
WORTH A  
THOUSAND  
WORDS**

*Design  
thinking*



# INDUSTRIAL DESIGN

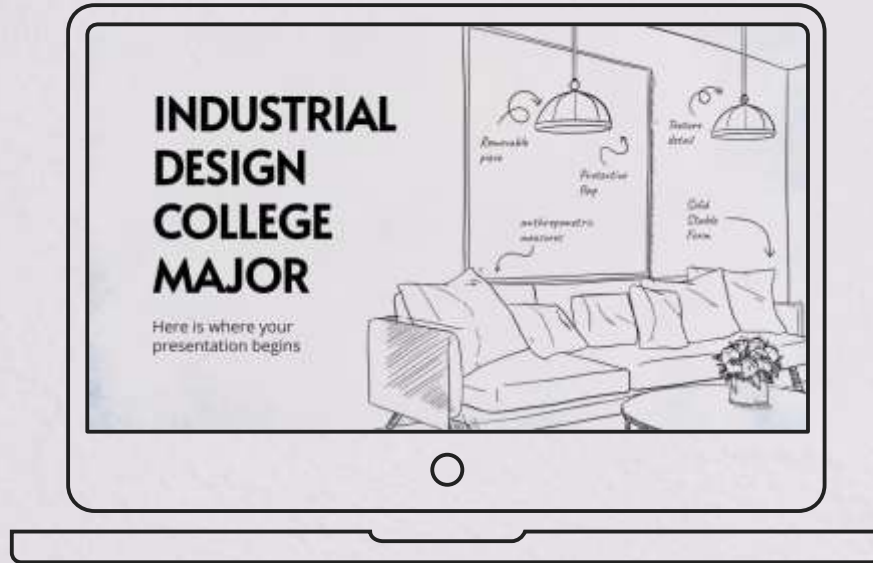
The goal of industrial design is to create products that improve the quality of life for users while also meeting business goals such as cost-effectiveness and manufacturability. Industrial designers often work closely with engineers, marketers, and other professionals to develop products from concept to production.






# 3D RENDER SOFTWARE

**Animation (optional)** In some cases, designers may also create animations of their 3D designs, adding movement and interactivity to the final product.



# CONTENTS OF THIS TEMPLATE



- 1. User-Centered Design:** Industrial designers focus on understanding the needs and preferences of users to create products that are intuitive and easy to use.
- 2. Form and Function:** Industrial designers balance the aesthetic and functional aspects of a product to create designs that are both visually appealing and practical.
- 3. Materials and Manufacturing:** Industrial designers consider the materials and manufacturing processes that will be used to produce a product, ensuring that the design is feasible and cost-effective.
- 4. Sustainability:** Industrial designers strive to create environmentally sustainable products, using recyclable materials and designing for longevity and repairability.
- 5. Market Research:** Industrial designers conduct market research to understand trends and competition, ensuring that their designs are relevant and competitive in the marketplace.
- 6. Experience:** Outline your professional experience, including any previous roles or freelance projects. Highlight key achievements and projects that showcase your design skills.
- 7. Client Testimonials:** If you have any testimonials from previous clients, include them in your profile. Testimonials can help build trust and credibility with potential clients.
- 8. Design Philosophy:** Share your design philosophy and approach to projects. Explain how you approach design challenges and how you collaborate with clients to achieve their goals.
- 9. Contact Information:** Make it easy for potential clients to get in touch with you by including your contact information, such as email address or phone number.
- 10. Personal Touch:** Add a personal touch to your profile by sharing a bit about yourself outside of work. This could include your interests, hobbies, or values that align with your design work.

# Building

## Brand Awareness

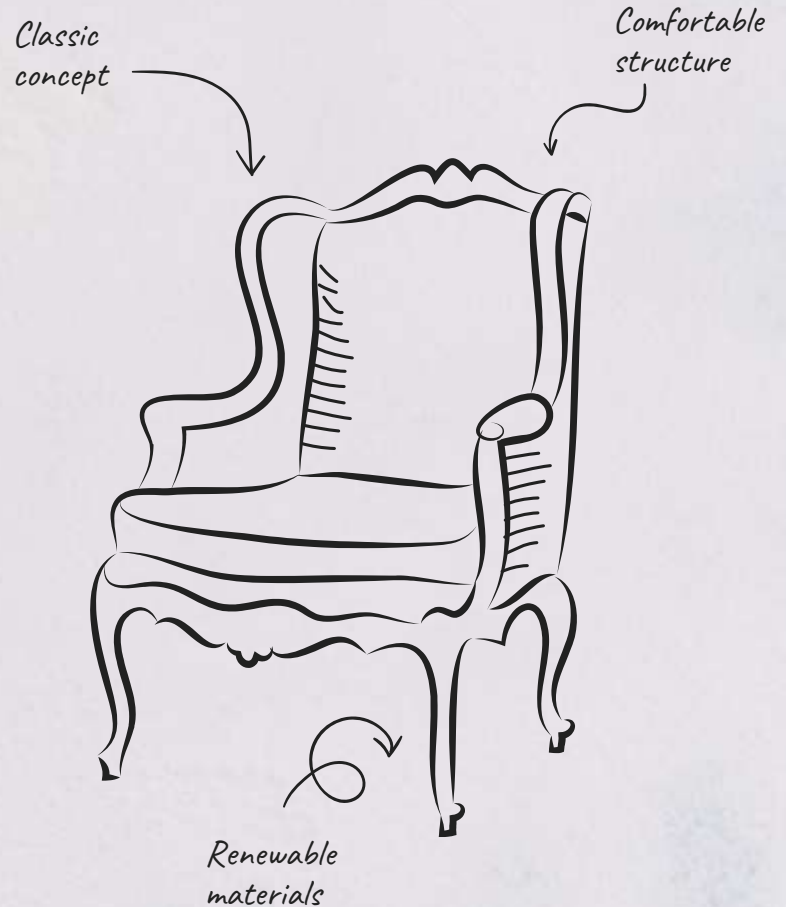
Consistent and strategic use of design elements across all marketing channels helps increase brand visibility and awareness among the target audience.





# Increasing Customer Engagement

Engaging and visually appealing design can help capture the attention of customers and encourage them to interact with the brand, leading to increased engagement and loyalty.







01

## Brand Identity

Design helps create a visual identity for a brand, including the logo, colors, typography, and imagery. A strong and cohesive visual identity helps the brand stand out and be easily recognizable.

02

## Consistent Branding

Use consistent branding elements such as logos, colors, and messaging across all marketing channels to create a cohesive brand identity.

03

## Public Relations

Build relationships with journalists and media outlets to get coverage for your brand in relevant publications.

04

## SEO and SEM

Optimize your website and content for search engines to improve your visibility in search results.

05


## Mobile-Friendly Design

Ensure that your website is mobile-friendly and responsive, as mobile usability is a key ranking factor for search engines.

06

## Fast Loading Speed

Optimize your website for speed by minimizing file sizes, using caching, and optimizing images.

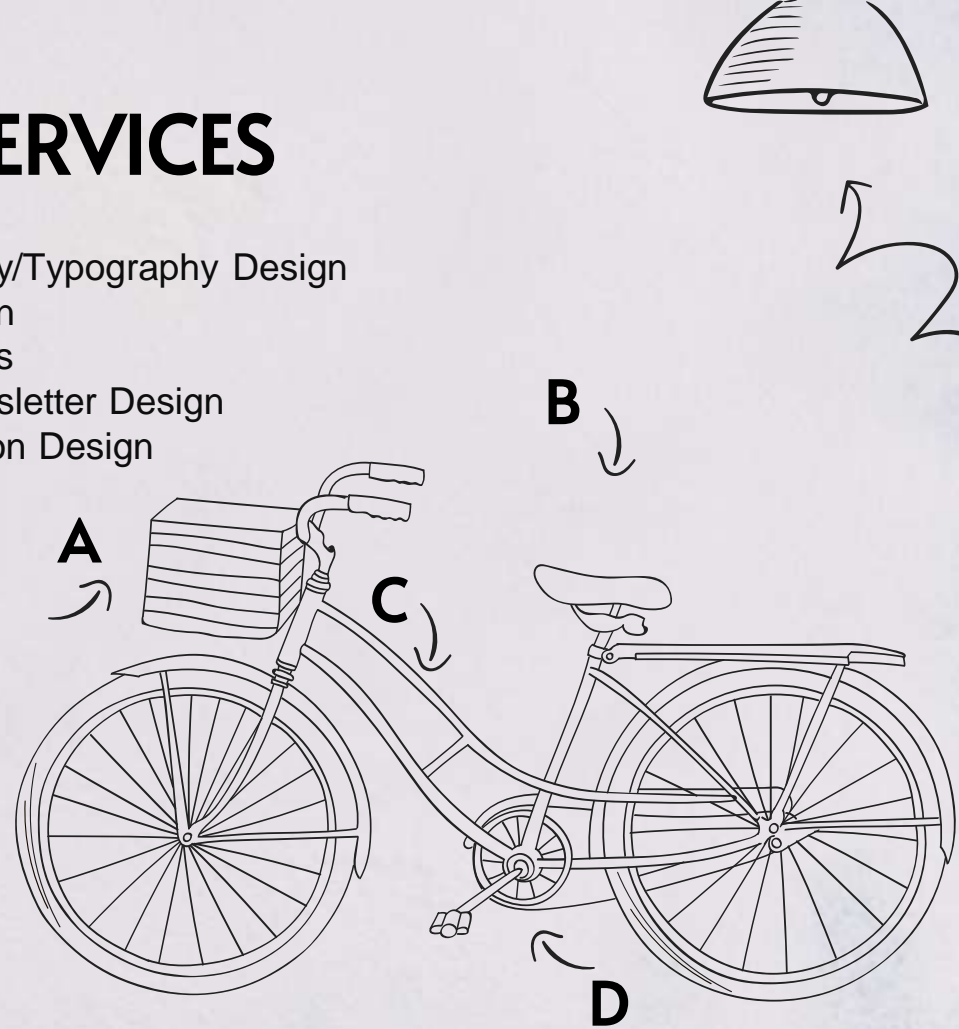




# GRAPHIC DESIGN - SERVICES

1. Logo Design
2. Branding and Identity Design
3. Print Design (e.g., business cards, brochures, flyers)
4. Packaging Design
5. Illustration
6. Web Design
7. User Interface (UI) Design
8. User Experience (UX) Design
9. Motion Graphics
10. Infographic Design
11. Social Media Graphics
12. Poster Design
13. Book and Magazine Layout

14. Typography/Typography Design
15. Icon Design
16. Banner Ads
17. Email Newsletter Design
18. Presentation Design





Adequate  
lighting



Product  
Developer



Technical  
Sketch



**A PICTURE IS  
WORTH A  
THOUSAND  
WORDS**





# A PICTURE ALWAYS REINFORCES THE CONCEPT

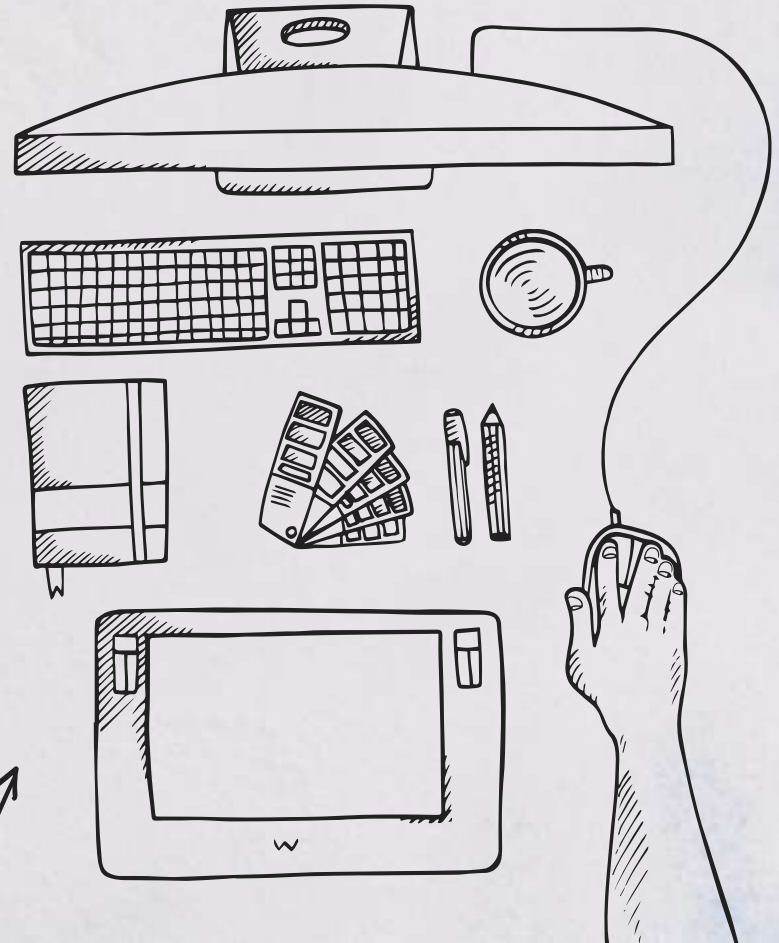
Images reveal large amounts of data, so remember: use an image instead of a long text. Your audience will appreciate it





**SKETCH APP**

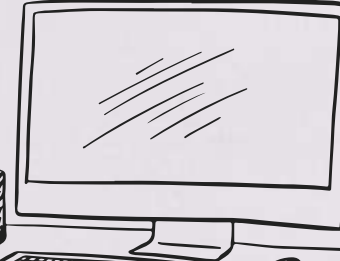

- Responsive Website Design
- Custom Website Design
- E-commerce Website Design
- Content Management System (CMS) Website Design
- Landing Page Design
- Blog Design
- Mobile Website Design
- User Interface (UI) Design
- User Experience (UX) Design
- Website Redesign
- Website Maintenance and Updates
- Search Engine Optimization (SEO) for Websites
- Website Analytics and Performance Monitoring
- Website Hosting and Domain Registration
- E-commerce
- Social Media Integration
- Content Writing and Copywriting for Websites
- Graphic Design for Websites




# 01 PRODUCT DESIGN



Multipurpose  
shelf



# AWESOME DESIGN








# SKETCH APP



Sketch offers a range of UI kits and templates that can help you get started with your designs quickly.



# OUR INDUSTRIAL DESIGNERS



## Vector-Based Editing

Sketch uses vector graphics, which allows for easy scaling and editing of designs without loss of quality.

## Artboards


Sketch allows you to create multiple artboards in a single document, making it easy to work on different screen sizes or design variations.

## UI Kits

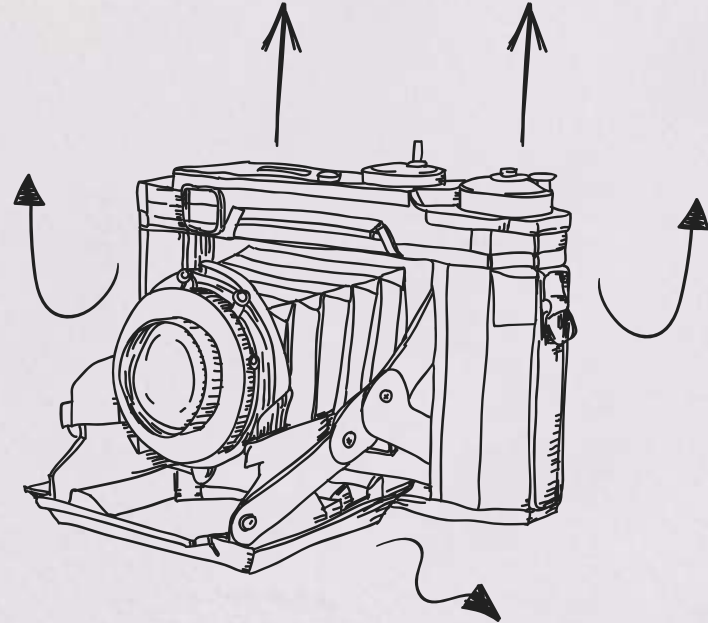
Sketch offers a range of UI kits and templates that can help you get started with your designs quickly.



# ALTERNATIVE INFOGRAPHICS



- Sketchy mechanism



- Sketchy camera equipment



# CONTACT US

PHONE: +91 9463210370, +91 7837650204

EMAIL ID: [info@jinddesign.com](mailto:info@jinddesign.com)

[www.jinddesign.com](http://www.jinddesign.com)

